



4 Ready To Use Activities!

WE HEAR YOU

Hearing what
children & young
people value in
their leaders

Facilitators
Guidebook

INTRO



Hearing what children and young people value in church ministers

What do we want to learn and why?

The Church of England aims to double the number of children and young people in our churches by 2030. In order to achieve this we need to ensure that churches are ready with Children's, Young People and Families (CYPF) Ministers who can respond to the needs of this generation. But how do we know what the needs of this generation are?

Very simply, **we ask them.**

What are Listening Groups?

Listening groups are facilitated spaces, where children and/or young people are asked to share their thoughts and ideas, in response to a series of conversation prompts and interactive activities.

The Process...

01 Listening – Facilitators run listening groups in school and church contexts and record the responses.

02 Feedback – Facilitators submit responses into the [online survey](#) and enter a draw to win a £100 Eden voucher for their group.

03 Reporting - the Church of England's [30k Project](#) create a report of all the listening sessions from across the country. This is sent to dioceses and fed into future CYPF Ministry Training and Ordination Training.

SESSION PLAN (suggested)

Find below a SUGGESTED session plan. You have full permission to use this resource creatively in your setting. You know your children, young people and context best. You may like to add juice and biscuits. Change the timings. Adapt the rounds to suit your groups needs, timeframe and available resources.

[2 min] Introduction:

Welcome everybody. Explain what the session is about... part of something bigger... understanding the needs of children and young people.

[1 min] Pray (if appropriate in your context):

Use the suggested prayer or do your own thing.

[20-25 min] Rounds:

Invite each participant to share a response in each round. Encourage participants to be HONEST! Don't tell us what you think we want to hear... There's no right or wrong. Their voice and opinions matter.

[2 min] Closing:

Thank everyone for their contributions and honesty and explain next steps... (from intro page).

Listening Prayer

God, we thank you that you are here with us.
We thank you for listening to and responding to our prayers.
God, in this listening group, we ask you to give us -
Grace to listen deeply,
Wisdom to speak thoughtfully,
Courage to share honestly.
Amen.

ROUND 01

Figure Out the Leader

Description: Write responses on a figure outline.

You will need:

- Roll of lining paper or A4 sheets stuck together.
- The question (below)
- Pens or pencils

How to: Unroll lining paper or create a large piece of paper on the floor by sticking A4 sheets of paper together. Ask for a volunteer to lie down on the piece of paper. Ask for another volunteer to draw around them with a pen to create a figure outline.

Ask your group the question. Invite each participant to write down their responses (as many as they like) on the figure outline.

Question: What qualities do you think are important in a children's and youth leader?

Recording: Take a photo of the completed figure outline. Upload in final survey.



FACILITATOR PROMPTS



Round One

If any of your group are struggling to answer the question, try...

"Think of a leader you like. It could be a teacher, the captain of a sports team, the prime minister, or a character from a movie. What do you think makes them a good leader?"

If writing is a barrier, encourage participants to act or share their response with a friend or facilitator to scribe.

Give permission to participants to draw their response.

ROUND 02

Ballot Box

Description: Complete response cards and post in the box


You will need:

- Cardboard box with a slot (*an empty tissue box works well!*)
- Pens or pencils
- Response cards (*print & cut*)
- Response prompt poster or PowerPoint slide

How to: Distribute two response cards to each participant. Show the group the response prompt and ask them the question. Invite each participant to write down their responses (remind the group there is no right or wrong, simply their opinion!)

Invite participants to place their complete response cards in the suggestion box.

Recording: Photograph the response cards after the session. Upload to final survey.



FACILITATOR PROMPTS



Round Two

It might be helpful to clarify **wider world** and **daily life**.

Wider World includes people you know of. People you like or follow or who inspire you. People who you have no relationship with.

Daily life includes people you know in real life. People you have a relationship with.

For younger children they could do wide arms for wider world and point to self for daily life.

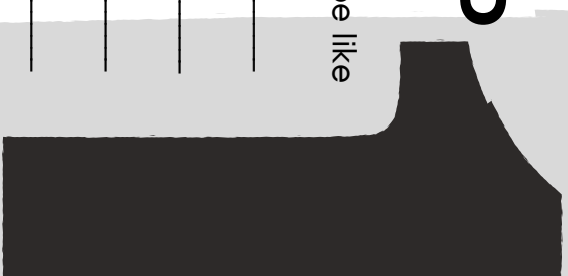
Print the *Prompt Poster (below)* and show PowerPoint prompt slide to add a visual prompt.

If writing is a barrier, encourage participants to act or share their response with a friend or facilitator to scribe.

RESPONSE CARD

In the wider world, I would like to be like

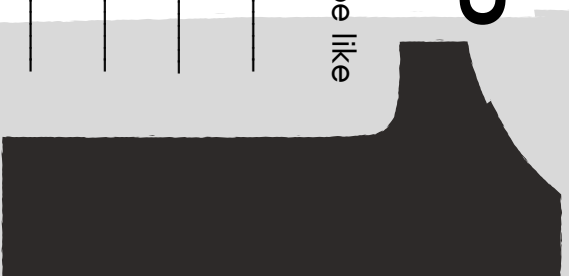
because _____



RESPONSE CARD

In the wider world, I would like to be like

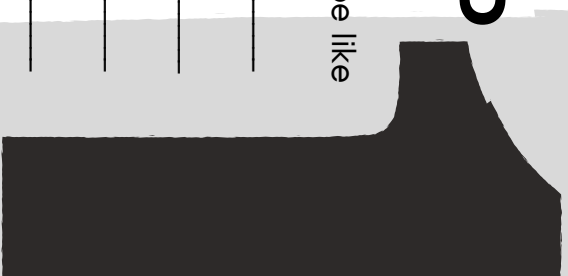
because _____



RESPONSE CARD

In the wider world, I would like to be like

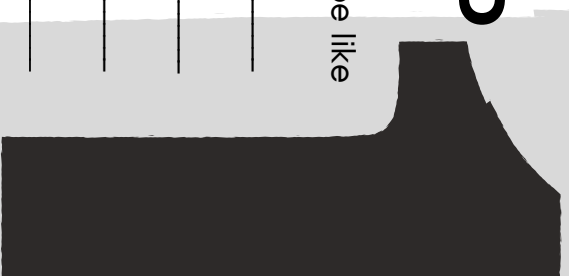
because _____



RESPONSE CARD

In the wider world, I would like to be like

because _____



RESPONSE CARD

In my daily life, I would like to be like

because



RESPONSE CARD

In my daily life, I would like to be like

because



RESPONSE CARD

In my daily life, I would like to be like

because



RESPONSE CARD

In my daily life, I would like to be like

because



1

in the wider world

Superheroes

TV / Movie Characters

Sportspeople

Famous People

World Leaders

Pop Stars

YouTubers

**I WOULD LIKE
TO BE LIKE...**

in daily life

Club Leader

Parents

Sports Coach

Older Sister / Brother

Teacher

Family Member

2

PROMPT POSTER

ROUND 03

Yes, No or Maybe!?

Description: Answer 'yes, no or maybe' to each question.

You will need:

- Three A3 sheets; labelled *YES*, *NO* and *MAYBE*.
- Question & score sheet

How to: Label three sheets of A3 paper; *YES*, *NO* and *MAYBE*. Place them on the floor. '*YES*' one end of the room, '*MAYBE*' in the middle and '*No*' the other end of the room.

Read the questions aloud. Invite participants to stand next to *YES*, *NO* or *MAYBE* each round.

Recording: Record the scores for each round on the scoresheet provided and enter numbers into the online survey.



Question & Scoresheet	YES	NO	MAY BE
<i>Example scores for group of 10 participants</i>	6	3	1
1. If you have a question about faith, would you talk to your parents?			
2. If you have a question about faith, would you talk to your friends?			
3. If you have a question about faith, would you talk to grandparents?			
4. If you have a question about faith, would you talk to older brothers or sisters?			
5. If you have a question about faith, would you talk to a teacher? (or someone at school)?			
6. If you have a question about faith, would you talk to a vicar or faith leader?			
7. If you have a question about faith, would you talk to a children's or youth minister?			

ROUND 04

Quality Sweets



Description: Use a sweet to vote for an important quality in those who lead children and young people.

You will need:

- 6 wrapped sweets per participant (*check allergens*)
- The two question sheets
- The two results sheets and a pen

How to:

Give the participants 6 sweets for voting purposes. Read the questions aloud and invite participants to place their sweets next to the 3 qualities that they think are most important for each question.

Recording: Record the scores for each question on the scoresheet provided and enter the numbers into the online survey.

Most Important: Once the votes have been recorded, the participants can eat the sweets!



If **YOU** were choosing the new leader for children and young people in your local church, what are the top 3 qualities you would look for? Place your sweets to vote!

Fun

Good Bible knowledge

Sporty

Creative

Good listener

Caring and friendly

Honest about faith, life and struggles

Trustworthy

An encourager

Role model who inspires others

Approachable, who you could ask any question

How could church leaders help children and young people grow in their faith and learn more about Jesus? Place a sweet next to the top 3 ideas!

Question 2

Organise a youth band or a choir

Ask young people to help organise services

Encourage older children to help with younger children

Teaching on how to pray

Keep the church building always open for drop-ins

Have interactive sessions like crafts and games

Share Bible stories in a fun way

Worshipping all together

Change the service times to fit around young people

Create time and space for young people to ask questions and chat, rather than being spoken to


Point to content online that can be watched at home on social media, Netflix etc and books on faith that young people really want to read

Round 4, Q1: Scoresheet	Votes
Fun	
Good Bible knowledge	
Sporty	
Creative	
Good listener	
Caring and friendly	
Honest about faith, life and struggles	
Trustworthy	
An encourager	
Role model who inspires others	
Approachable, who you could ask any question	

Round 4, Q2: Scoresheet	Votes
Organise a youth band or a choir	
Ask young people to help organise services	
Encourage older children to help with younger children	
Teaching on how to pray	
Keep the church building always open for drop-ins	
Have interactive sessions like crafts and games	
Share Bible stories in a fun way	
Worshipping all together	
Change the service times to fit around young people	
Create time and space for young people to ask questions and chat, rather than being spoken to	
Point to content online that can be watched at home on social media, Netflix etc and books on faith that young people really want to read	


FACILITATORS FEEDBACK

We would love to hear what the children and young people shared with you. Once you have completed the sessions, please submit the results here: surveymonkey.com/r/wehearyou



You will be entered into a draw to win a £100 Eden voucher for your group.

If your diocese have also asked to see the results, please feed these back to the relevant person.



What next?

The Church of England's 30k Project will create a report of all the listening sessions from across the country. This will be sent to dioceses and fed into future Children's and Youth Ministry Training and Ordination Training.

In order for your feedback to be used in the final report, please ensure that you have submitted your results by 31 December 2026.

WITH THANKS TO...



The Diocese of Leicester

Many thanks to the Diocese of Leicester who created and piloted these resources, and kindly gave permission for them to be shared wider.



"Truly listening to children and young people is a superpower - it builds trust and communicates belovedness.

We have learned so much from truly listening and responding to young voices through these resources. Children and young people never cease to surprise and hold adults to account".



Matt Long

Youth Engagement & Intergenerational Communities Enabler
Diocese of Leicester



The 30k Project will be monitoring results throughout the year. If you would like to learn more about the 30k Project and sign up to the newsletter, [please take a look here.](#)

